

SPS 50 HC

SPS 50 HC

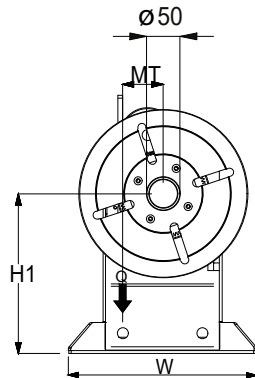
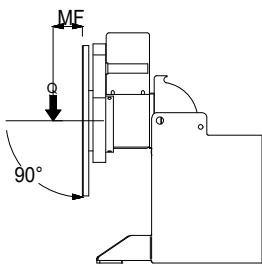
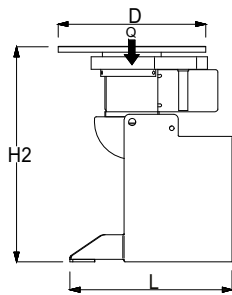

DESCRIZIONE
Portata massima 50 kg,
inclinazione manuale e foro passante diam. 50 mm.

DESCRIPTION
Maximum load 50 kg,
manual tilt and 50 mm diam. hollow center.

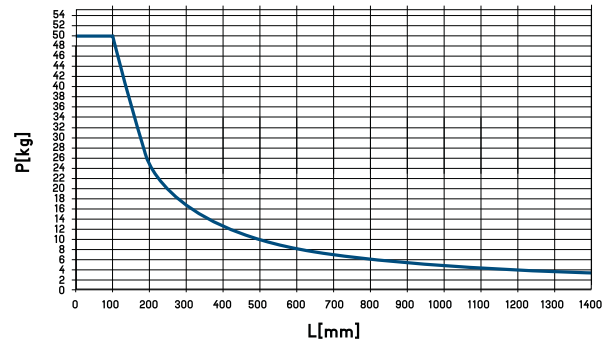
BESCHREIBUNG
Maximale Tragfähigkeit 50 kg.t
Kippung manuell und Hohlwelle mit 50 mm Durchmesser.

DESCRIPTION
Portée max 50 kg.
Inclinaison manuelle et trou centrale diam. 50 mm.

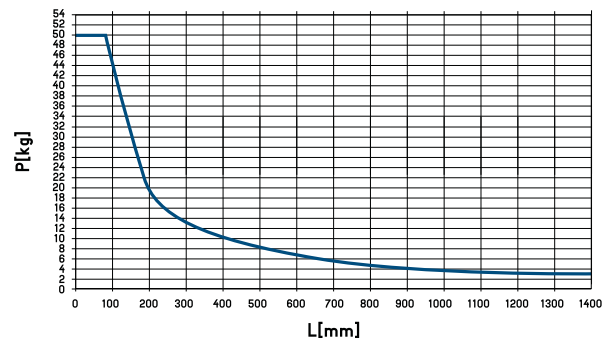
DESCRIPCIÓN
Capacidad maxima 50 kg.
Inclinación manual y agujero de paso diám. 50 mm.



MF 50 HC



MT 50 HC



Tipo motore	Q kg	MT danm	MF danm	D mm	H1 mm	H2 mm	L mm	W mm	rpm	volt	volt	volt	kg
DC	50	4	5	300	275	435	360	340	1-10	1x220	24	220	30