

SPS POWER 360 I M

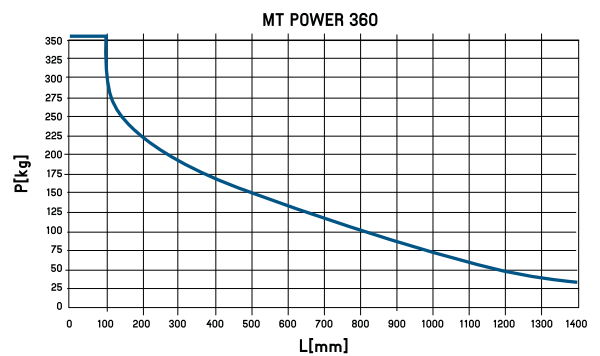
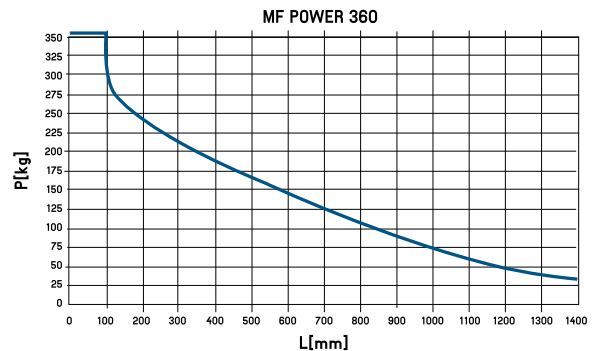
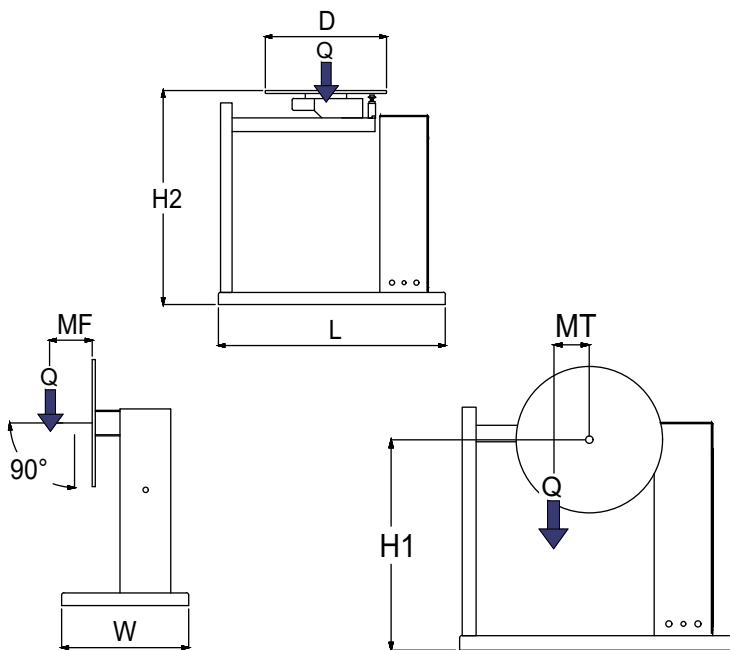

DESCRIZIONE
 Portata massima 360 kg.
 Rotazione con motore in corrente alternata,
 con inverter e riduttore.
 Inclinazione manuale.

DESCRIPTION
 Maximum load 360 kg.
 Slewing by AC motor with inverter
 and gearbox.
 Manual tilt.

BESCHREIBUNG
 Maximale Tragkraft 360 kg.
 Rotation mit AC Elektromotor mit Inverter
 und Untersetzung
 Kippung manuell.

DESCRIPTION
 Portée max 360 kg.
 Rotation avec moteur à courant alterné
 avec inverter et réducteur.
 Inclinaison manuelle.

DESCRIPCIÓN
 Carga maxima 360 kg.
 Rotación por motor de corriente alterna
 con inverter y reductio.
 Inclinación manual.



Tipo motore	L mm	W mm	H1 mm	H2 mm	D mm	volt	rpm	Portata / Load / Portee / Tragkraft / Capacidad		kg
								Horizontal kg	Vertical kg	
AC	1079	700	660	859	500	230	0,2-6	360	175	120